


LED Stage Light Equipment User Manual

LED DIGITAL PAR LIGHT

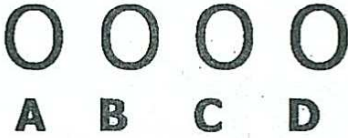

■9pcs RGBW 4 in1



CE

Please Read Over This Manual before Operating the Light Fixture

Diagram Instruction



- A : Function Selection Key
- B : Plus Key
- C : Minus Key
- D : Confirm Save Key

DMX-512 Function Instruction 8 Channels-modify CH7 allows device synchronization)

Channel	Value	Function Instruction	
CH1	0--255	Total dimming	
CH2	0--255	(RED) dimming	
CH3	0--255	(GREEN) dimming	
CH4	0--255	(BLUE) dimming	
CH5	0--255	(White) dimming	
CH6	0	No strobe	
	1-255	Strobe speed from low to fast	
CH7	0 macro function off	CH1-CH6 channel color selection modes on (CH6 strobe setting)	
	1-255 macro function effectively; CH1-CH6 Function off	1—29 : 4 colors hopping mode 30—59 : full color hopping mode 60—89 : full color gradient mode 90—119: variable pulse mode 120-149: hopping, gradient, variable pulse modes combination 150-179 :gradient strobe mode (built fast strobe) 180—199 save disabled	246—250 sound mode—hopping sound control 251--255 sound mode—strobe sound control 200-245 follow strobe mode:23 different selections (please set the total numbers of the units and numbers) 200-229 choose 1 colors from 9 230-243 choose 1 colors from 13 244-245 recycle effect
CH8	0-255	Macro LED speed from low to fast	

Device Feature Setting

DISPLAY		Function Instruction	
D001 all numbers		DMX512 mode, master-slave synchronization mode	
		B , C Key to modify the address code value (001-512)	
HOST or SLAV		signal condition setting, B.C Key modify setting	HOST
			SLAV
Host running when signal output			
No signal out put ; master-slave synchronization mode set as" SLAV"			
EO. 01 each group setting as the actual total	Follow strobe mode total units setting (follow strobe mode parameters requires)		B , C key to modify to total units of the follow strobe devices (01-32 units) The equipment involved in follow strobe Each group is set according to the actual gross (total number of units must all be set to the same value)
E-. 01 each group setting as the actual place	Follow strobe mode total number setting (follow strobe mode parameters requires)		B , C key to modify to numbers of the follow strobe devices (NO.01-32) values do not repeat, can not exceed the total maximum number of units Valley Equipment
EE . 00	Follow strobe mode: There are 23 kinds of effects can choose (please set the total number of units and number)		B , C Key to modify the effect of follow strobe (0-22) 0-8 : choose 1 from 9 colors ; 9-21 : choose 1 from 13 effects 22 : recycle effects
T . 0-255	Follow strobe speed setting		B , C Key to modify the speed of follow strobe
A . 0-255	4 colors hopping mode		B , C Key to modify the change speed of LED (from slow to fast)
C . 0-255	full color hopping mode		
J . 0-255	full color gradient mode		
L . 0-255	variable pulse mode		
N . 0-255	hopping, gradient, variable pulse modes combination		
P . 0-255	gradient strobe mode (built fixed fast strobe)		
1S . 0-20	Sound mode 1: voice strobe		
2S . 0-20	Sound mode 2 : Voice hopping		B , C Key to modify Sound Sensitivity (0-20)
R . 0-255	Color selection mode : red dimming setting		B , C Key to modify colors selection (0-255) (No strobe)
G . 0-255	Color selection mode : green dimming setting		
B . 0-255	Color selection mode : blue dimming setting		
W. 0-255	Color selection mode : white dimming setting		
F . 0-255	Strobe model		
		B , C Key to modify the speed of colors selection and strobe	