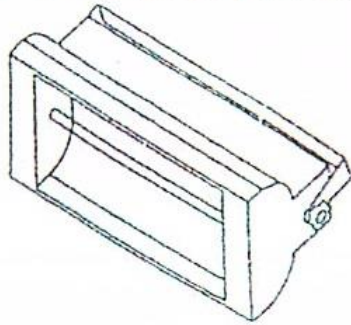


1500W DMX STROBE LIGHT

USER'S MANUAL



Index

- 1.Introduction
- 2.Warning
- 3.Operation
- 4.Parameter

Introduction

1500 W digital strobe – this light has 3 work modes: DMX512, Auto mode and Controller control. DIP switch for adress selection.
Suit use in any entertainment places.

Warning

Please read this manual carefully before operation, please obey the operation index and keep it well. Suitable for indoor use, the light should be place dat the aeration place, to avoid short-circuit by the monsture and rain.

Please power off when cleaning the light.

Never installthe ligght close to the hot place, to avoid increase the temperature of the light to damage the light.

Never jam the airy hole, make sure the aeration and cooling well.

Light must be connect to the power which have the earth line, the power supply should be accordance with the rated voltage of the light.

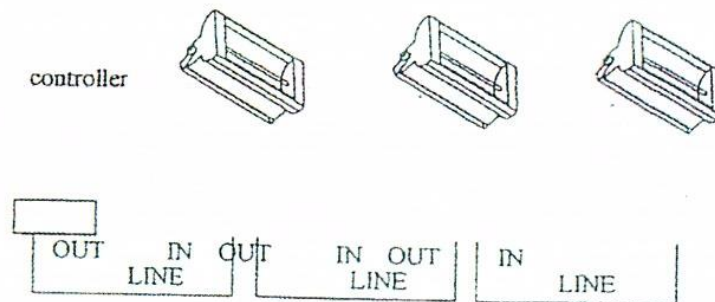
Never insert the irrelative goods, to avoid the goods touch the high voltage part to lead the part short-circuit and fire, or shock accident, influence the normal work of the light.

You must ask the professional for maintenance if you meet some problem.

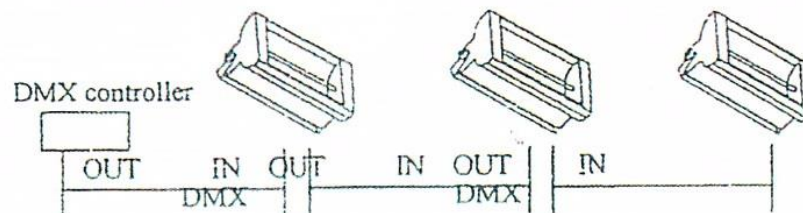
Operation

Stand alone operation – set the DIP 9 at ON, DIP 1 at OFF, connect to the power, adjusting the bution of the brightness and speed to the suitable position.

Controller operation – connect the signal cable according to the chart 1, set the DIP 10 and DIP 1 at the ON position in the same time. Connect to the power, adjusting the brightness of the light, then you can use the controller adjust the flash speed of the light. Various strobe connect in a line up to a synchronous effect.



DMX controller operation – connect the signal cable according to the chart 2, set the DIP 1 at ON, set the DIP 10 at OFF, set the IP adress, connect to the power, then use the controller adjust the flash speed and brightness of the light. Various strobe connect in a line up to a synchronous effect.



Parameter

Voltage: AC 220 V

Fuse: 50-60 Hz

Power: 1500 W

Lamp: 1500 W pulse tube

Flash speed: 1-12 times each second

DMX channels: 2 channels

CH1: 0-255 adjust flash speed (from slow to quick)

CH2: 0-255 adjust brightness (from dark to bright)

(press 10 for setting DMX adress)

Control: DMX512,Auto

Dimensions: 500 x 230 x 180 mm

Weight: 3000 g

Auto function: 9 is ON, 10 is OFF
Auto function: 9 is ON, 10 is OFF
one button control luminance, another button control speed.