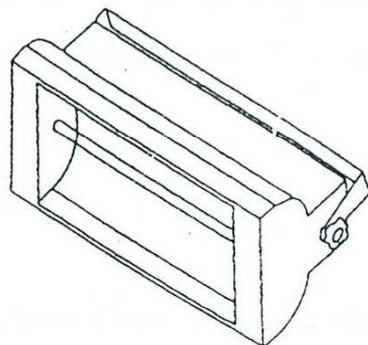


1500W DMX STROBE LIGHT

USER'S MANUAL



Index

- 1、 Introduction
- 2、 Warning
- 3、 Operation
- 4、 Parameter
- 5、 Maintenance

Introduction

750W digital strobe, this light has 3 work methods: DMX receive, automatic and controller control. Suitable for use in any entertainment place.

Features:

- *Use 750W high quality flash tube, high brightness.
- *DMX-512 control, 2 DMX channels—brightness, flash speed.
- *DIP function and address selection switch.

Warning:

- 1、 Please read this brochure carefully before your operation, Please obey the operation index and keep it well.
- 2、 It is suitable for indoor use, the light should be placed at the aeration place, to avoid short-circuit by the moisture and rain.
- 3、 Please power off when cleaning the light.
- 4、 Never install the light close to the hot place, to avoid increasing the temperature of the light to damage the light.
- 5、 Never jam the air hole, make sure the aeration and cooling well.
- 6、 Light must connect to the power which has the earth line, the power supply should be accordance with the rated voltage of the light.
- 7、 Never insert the irrelevant goods, to avoid the goods touch the high voltage part to lead the part short-circuit and fire, or shock accident, influence the normal work of the light.
- 8、 You must ask the professional for maintenance if you meet some problem.

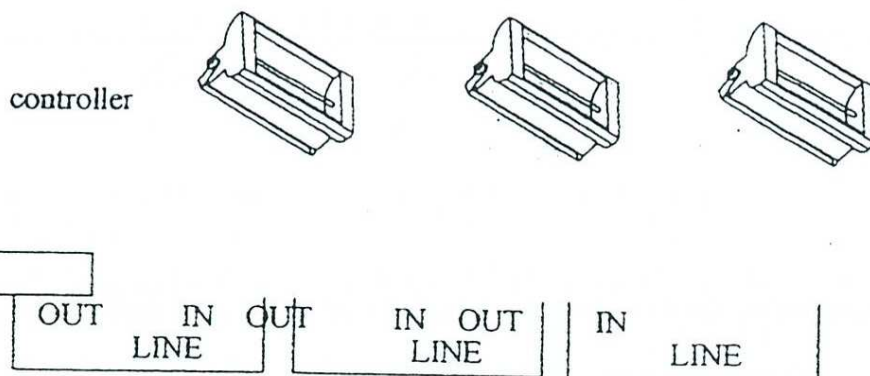
Operation

» Stand alone operation:

*Set the DIP 10 at ON, DIP 1 at OFF, connect to the power, adjusting the 2 buttons of the brightness and speed to the suitable position.

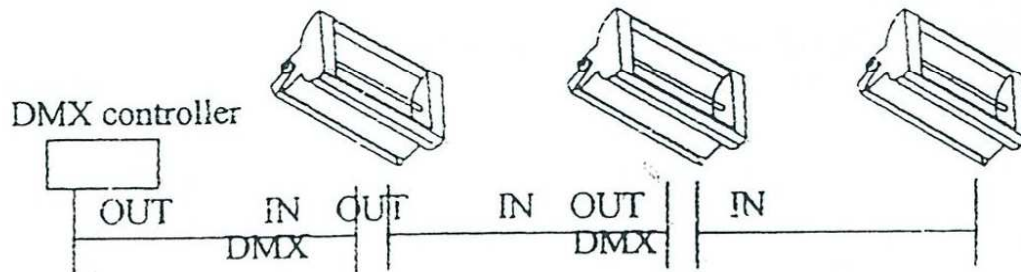
» Controller operation:

*Connect the signal cable according to the chart 1, set the DIP 10 and DIP 1 at the ON position in the same time. Connect to the power, adjusting the brightness of the light, then, you can use the controller to adjust the flash speed of the light. Various strobes connect in a line up to a synchronous effect.



DMX controller operation:

*Connect the signal cable according to the chart 2 set the DIP 1 at ON, set the DIP 10 at OFF, set the IP code, connect to the power, then use the controller adjust the flash speed and brightness of the light. Various strobe connect in a line up to a synchronous effect.



Technical specifications:

1. Voltage: AC220V 50-60Hz
2. Power: 1800W
3. Lamp: 1500W pulse tube
4. Flash speed: 1-12 times each seconds
5. Channels: 2CH
6. Controller: DMX512, Auto
7. Size: 500x230x180mm
8. Weight: 3kg

(1) Auto function: 9 is ON

1. one button control luminance, another button control speed

(2) DMX Controller: 2 channels

Press 1、10 for setting DMX address

1. CH1: 0-255 adjust speed (from slow to quick)
2. CH2: 0-255 adjust luminance